

# BC570



MAKA Systems GmbH  
SINCE 1952

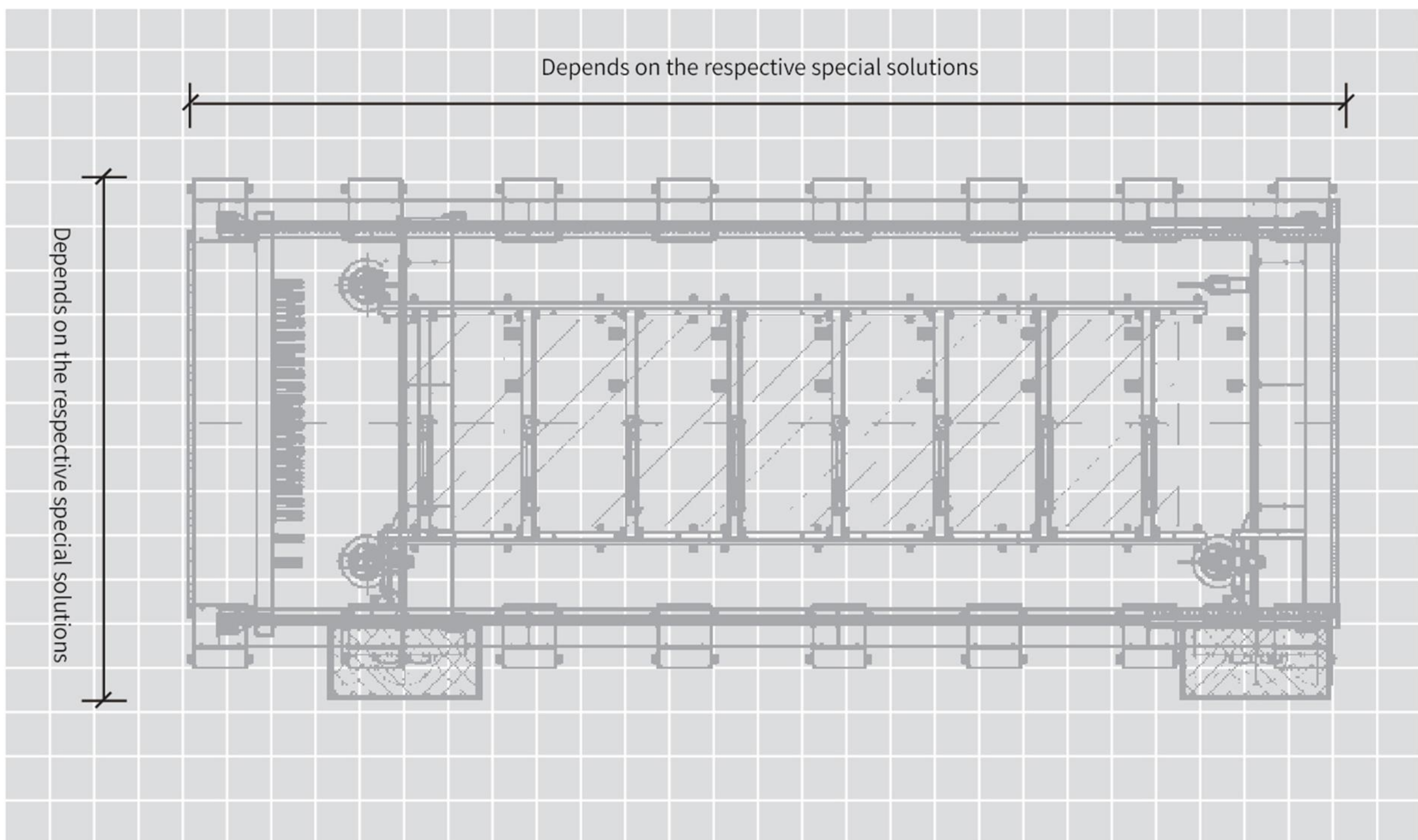
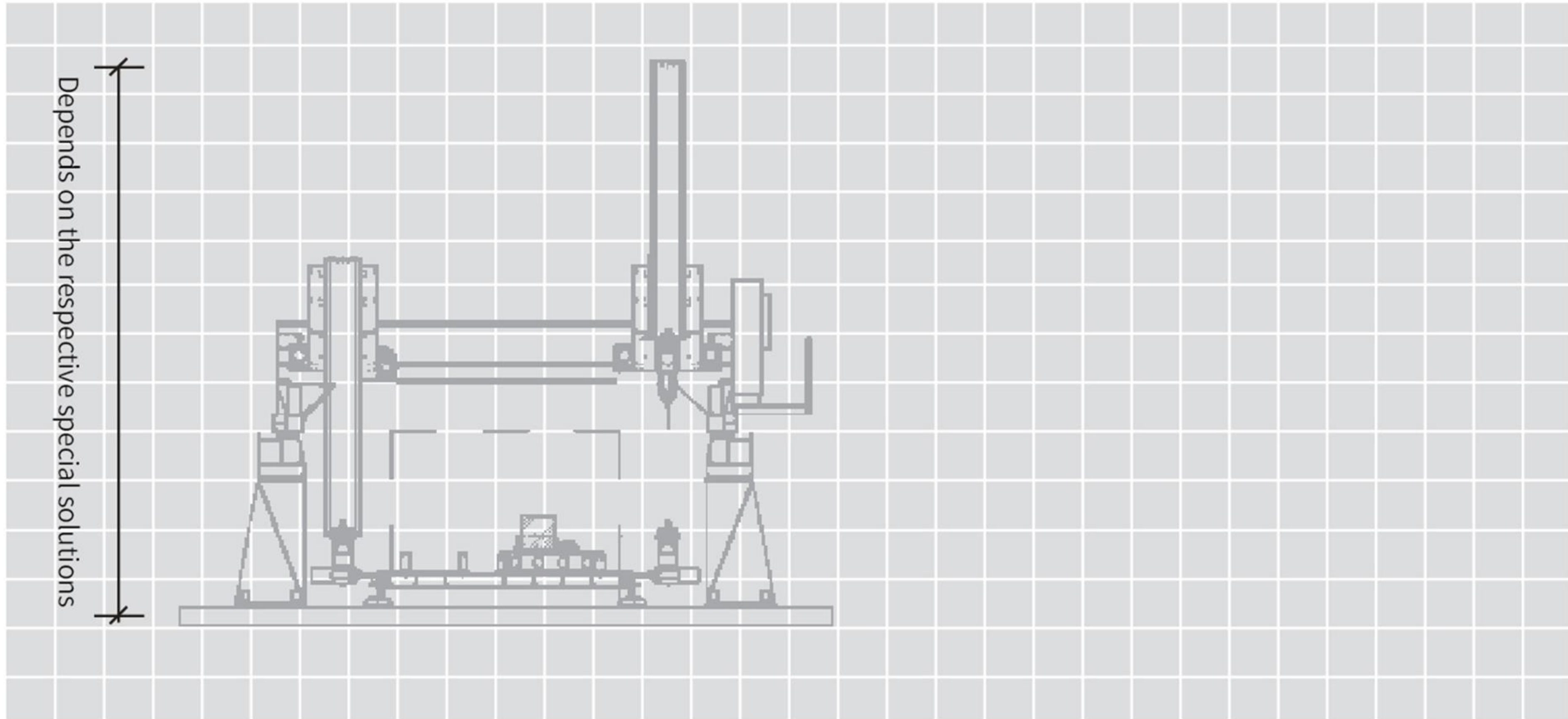
## BC570 SERIES

Five-axis Gantry Machining Center

# BC570 series

## Base plan

Peripheral equipment (control cabinets, etc.) need to consider additional space.  
See the foundation plan for details



ISO 9001



**Shanghai SAKA Precision Machinery Co., Ltd.**



Room A206, Bibo Road No.456, Pudong New Area, Shanghai 201203, P.R.China

NO.3 Plant, Duhui Road No.1835, Minhang District, Shanghai 201108, P.R.China

Building 16, No. 707 and 777 Haoyu Road, Lingang New Area, China (Shanghai) Pilot Free Trade Zone

+86 21-5080 9877

info@saka.com.cn

www.saka.com.cn



**MAKA Systems GmbH**



Am Schwarzen Graben 8  
89278

Nersingen · Germany Tel.

+49 (0) 73 08 / 813-0

Fax +49 (0) 73 08 / 813-170

www.maka.com

# CNC five-axis machining center BC570

## Suitable for machining larger work pieces

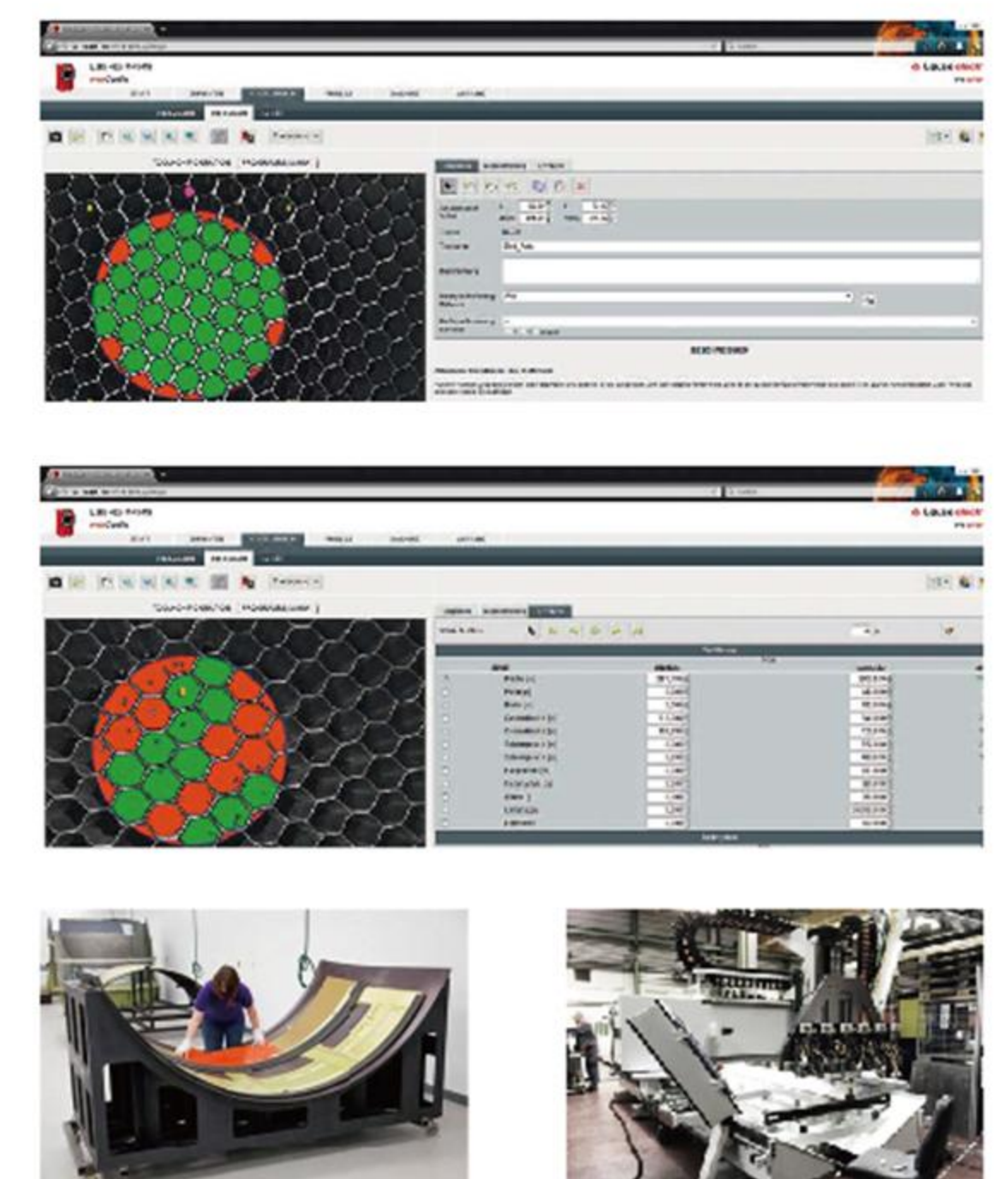

### APPLICATIONS

Machining different work pieces from several meters to more than 50 meters in length demands on CNC machine real high level of craftsmanship. Some work pieces, such as aircraft structural parts need to consider the characteristics of weak rigidity and easy deformation.

MAKA gantry machining center BC570 series, successfully developed a variety of machining solutions for large work pieces, BC570 is suitable for large work pieces in rail transit, aerospace and other industries, can also be applied to the processing of ships, large vehicles, RVs and other special parts.

The BC570 five-axis technology enables precise use in an effective machining range of up to 50 meters long, 10 meters wide and 5 meters high. Rigid design, heavy cutting units and a higher Z-axis characterize this machining center for program-efficient operation with maximum precision.

Tool magazine, dust removal, spindle, detection and positioning, working table, tool refrigeration, applicables.



# BC570

## Standard Technical Data

### BC570 Standard Parameters

Processing travel range	BC570-S	BC570-M	BC570-L
X- axis	3000~6000mm	6000~12000mm	12000~60000mm
Y- axis	1000~3500mm	3000~6000mm	5500~9000mm
Z- axis	800~1800mm	1500~3000mm	2000~4500mm
B- axis	±98°		
C- axis	±270°		
Feed speed			
X/Y/Z cutting feed speed	X/Y: 0-60m/min; Z: 0-45m/min		
X/Y/Z fast move speed	X/Y: 60m/min; Z: 45m/min		
X/Y/Z acceleration	3m/S <sup>2</sup>		
Spindle			
Spindle holder shank	HSK-A63		
Max. rotational speed	24000rpm		
Output	20/26Kw (S1/S6)		
Torque	27/44Nm (S1/S6)		
Tool magazine			
Quantity	33(12、16、24 Or customized according to needs)		
Adjacent max. tool diameter	60mm		
Max. tool length	200mm		
Tool weight	6KG		

(Reserved the right to change the technical solution)

#### Installation details

**Machine weight** Depends on the respective special solutions  
**Space requirements** Depends on the respective special solutions  
 See the foundation plan for details

**This machine type can provide customized solutions**  
**Specific parameters can be customized according to customer needs**

#### Optional Features:

- A/C structure spindle head
- Tool breakage detection device
- Work piece inspection device
- Ultrasonic machining system
- Flexible clamping system
- Adaptive process control
- Post-processing